






Air operated products

	Model	Image	Description	Functions	ID tube mm	Spout	Straight length in m	Curly length in m	Airswitch
Hand Control	6310		V shape	2 / 4 / 6	1.5	2 mm	t.b.a	2.3	6891
	6449		squeeze grip bellows	1	3	4 mm	2	-	6871/6872, 6753/6891
	6450		large button	2	1.5	2 mm	2 / 3	2.4	6891
	6451		small button	2 / 4 / 6	1.5	2 mm	1.5	2.3	6891

	Model	Image	Description	Functions	ID tube mm	Spout	Straight length in m	Curly length in m	Airswitch
Bellow	6431 / 6439		normal	1	1.5 / 3	2 / 4 mm	1.5 - 6	2.4	6871. 6872. 6773. 6753. 6891. 6893. 6861 to 6869
	6433		panel mount	1	n.a.	4 mm	n.a.	n.a.	6871. 6872. 6773. 6753. 6891. 6893. 6861 to 6869
	6448		large	1	1.5 / 3	2 / 4 mm	1.5 - 6	2.4	6871, 6872, 6773, 6753, 6891, 6893, 6861 to 6869
	6447		double	2	1.5	2 mm	t.b.a.		6871. 6872. 6773. 6753. 6891. 6893. 6861 to 6869

	Model	Image	Description	Functions	ID tube mm	Spout	Straight length in m	Curly length in m	Airswitch
Push Button	6438		small	1	1.5 / 3	2 / 4 mm	n.a.	n.a.	6871. 6872. 6773. 6753. 6891. 6893. 6861 to 6869
	6442		large	1	1.5 / 3	2 / 4 mm	n.a.	n.a.	6871. 6872. 6773. 6753. 6891. 6893. 6861 to 6869

Air operated products (cont.)

	Model	Image	Description	Functions	ID tube mm	Spout	Straight length in m	Curly length in m	Airswitch
Foot Switches	6255		heavy duty	1	n.a	1/8 BSP; 1/8 NPT	n.a.	n.a.	n.a.
	6289-OB		mild steel	1	3	4 mm	2		6871. 6872. 6773. 6753. 6891. 6893. 6861 to 6869
	6210-OB		plastic	1	3	4 mm	2		6871. 6872. 6773. 6753. 6891. 6893. 6861 to 6869
	6254-OB		die cast	1	3	4 mm	2		6871. 6872. 6773. 6753. 6891. 6893. 6861 to 6869

	Model	Image	Description	Functions	Switch	Spout	Pressure	Current @ 250 V AC	Contacts	
Air Switches	6861		standard	SPCO	N/O; latch	4 mm	standard	21 A	Silver	
	6862		double	DPCO	N/O; latch	4 mm	standard	21 A	Silver	
	6863		low pressure	SPCO	N/O	4 mm	low pressure	10 A	Silver	
	6864		staggered	DPCO	staggered	4 mm	standard	16 A	Silver	
	6869		very low pressure	SPCO	N/O	4 mm	very low pressure	3 A	Silver	
	6871			SPCO	N/O; latch	2 / 4 mm	standard	16 A	Silver	
	6872				DPCO	N/O; latch	2 / 4 mm	standard	21 A	Silver
	6891		PCB Air switch	SPST	N/O	2 / 4 mm	37 / 62 mbar	0.01...0.5 A	Silver/Gold	
6893		PCB Air switch	SPST	N/O	2 / 4 mm	15 / 25 mbar	0.01...0.5 A	Silver/Gold		

Pneumatic accessories - tubing options

Tube type	Part No.	Material	Bore Ø mm	Outside Ø mm	For use with spout Ø	Application
Single tube	2311-01	Clear PVC	3.0	6.0	4.0	For connecting all air, vacuum and low pressure switches and airswitches
	2311-08	Black PVC	3.0	6.0	4.0	
	2311-03	Black polyurethane	1.5	3.2	2.1-2.5 mm to fit 4.0mm spout use 3420-28	For microbore air systems
Twin Tube	2311-09	Black PU	3/0	2 x 6.0	4.0	For connecting all air, vacuum and low pressure switches and airswitches
Flat twin tube	2311-15	Grey polyurethane	1.5	n/a	2.1-2.5 mm to fit 4.0mm spout use 3420-28	For use with all foot bellows and special versions of hand controls. Tubes can be split into single cores.

Pneumatic accessories - bulkhead connectors

Model No.	6418-00	6419-00	6419-0010
Panel Thickness	1 to 7 mm	1 to 5 mm	0.5 to 4 mm
Cut-out Ø	11 mm	10 mm	13 mm
Spout Ø	IN	4 mm	4mm & locking collar
	OUT	4 mm	5mm fir tree nylon plastic
Material	Black nylon	Black nylon	Black nylon & PU
Fixing	Spire fix	Flange nut	Flange
Use	Low cost bulkhead connector 3mm I/D tubes	Bulkhead connector with connecting tube lock for 3mm I/D tubes	Bulkhead connector for 1.5mm I/D twin tubes

Pneumatic accessories - internal bellows

Model No.	6444-03	6444-04	6435-01
Material	PVC	PVC	Silicon
Spout size	4 mm	4 mm	2 mm

Pneumatic accessories - connectors

Model No.	6420-00	6421-00	3612-04	3420-20	3420-28	3321-07	6422-00	6422-0001
Material	Translucent nylon	Translucent nylon	Brass	Brass	Brass	Soft black PVC	Translucent Nylon	Translucent Nylon
Ø mm	5 mm	5 mm	2.1 mm	2.0	4 mm to 2 mm	4 mm to 4 mm	5 mm	5 mm
For connecting tube with internal Ø	3mm (2311-01 & 2311-08)	3mm (2311-01 & 2311-08)	1.5 mm	1.5 mm	3mm to 1.5mm		3mm (2311-01 & 2311-08)	3mm (2311-01 & 2311-08)
Use					For reducing or increasing small to large bore tubing	lin line reducer to connect from 4mm O/D PVC tube to 4mm spout	Combining variations of inlet and outlet e.g. 1 bellows 2 airtwitches	Porous bleed filter flow 0.1/0.4 Lt/Min @ 8.5 PSI air flow damper

Maximum standard tube length (M): Temperature range +10°C to +30°C

The grid below details the tube length that may be used with various Herga bellows and air switches. The length provided in below table is given in metres.

Air Switch	6442	6443	6431	6433	6439	6210-0B	6254-0B	6448	6448 D/Volume		6438 Mini	6447 Twin
6753-ACAA-A000	75	75	75	75	75	75	75	75	75		24	30
6861-00	24	24	33.6	65	33.6	24	24	48	48.8		12	15
6862-00	16.8	16.8	21.6	46	21.6	16	16	32	44.4		9	15
6871-01	10	10	15	15	15	10	10	20	36		8	30
6872-0C	7	7	10	10	10	6	6	14	22		6	2
6861-A0	8.8	8.8	10.4	27.2	10.4	8.8	8.8	15.2	37		2.4	7
6861-AC	8.8	8.8	10.4	27.2	10.4	8.8	8.8	15.2	37		2.4	7
6862-A0	6.4	6.4	8	20.8	8	7.2	7.2	11.2	37		N/A	7
6862-AC	6.4	6.4	8	20.8	8	7.2	7.2	11.2	37		N/A	7
6871-A0	8	8	15	18	15	10	10	15	20		8	9
6871-AC	8	8	15	18	15	10	10	15	20		8	9
6872-AC	6	6	9	9	9	6	6	10	19		5	8
6872-HC	5	5	7	7	7	4	4	8	16		4	6
Tube Dia	2311-08 Tubing 3mm										2311-03 Tubing 1.5mm	